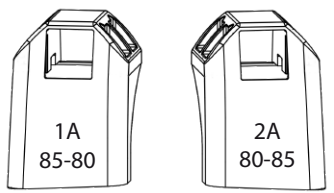
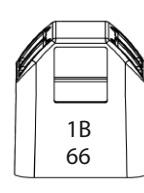
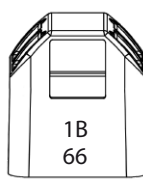
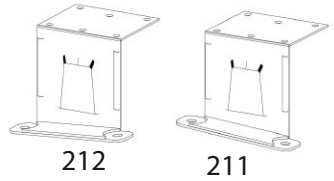
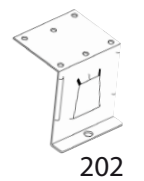
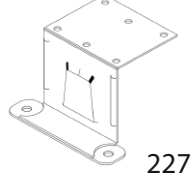
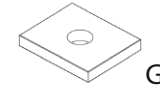
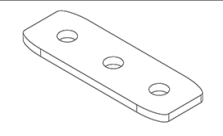


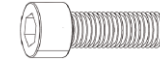




N		Q		Q		Q
1	 1A 85-80 2A 80-85	1+1	 1B 66	2	 1B 66	2
2	 212 211	1+1	 202	2	 227	2
3	 G2	8				
4	 G3	2				
5		1				

N	BO0061	Q
8	 DIN912 M6x20	24
9	 DIN125	24

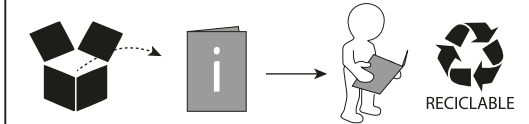
N	BO0005 x 5	Q
10	 DIN912 M6x20	10
11	 DIN9021	10

- E** Instrucciones de montaje Kit de fijación
- C** Instruccions de muntatge Kit de fixació
- GB** Assembly instructions Fixation Kit
- F** Instruction de montage Kit fixation
- D** Montageanleitung Stützfuß-Kit
- PT** Instruções de montagem Kit fixação
- I** Istruzioni di montaggio Kit di fissaggio
- PL** Instrukcja montażu Element mocujący
- CZ** Montážní návod Fixační kit
- HU** Szerelési Utasítás Rögzítő készlet
- RO** Instrucțiuni de montaj Kit de fixare
- HR** Detaljne upute Kit za montažu
- TU** Öncelikle montaj Montaj kiti



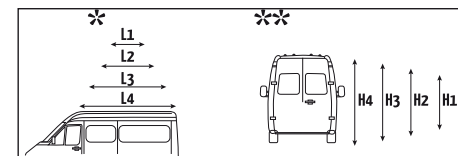
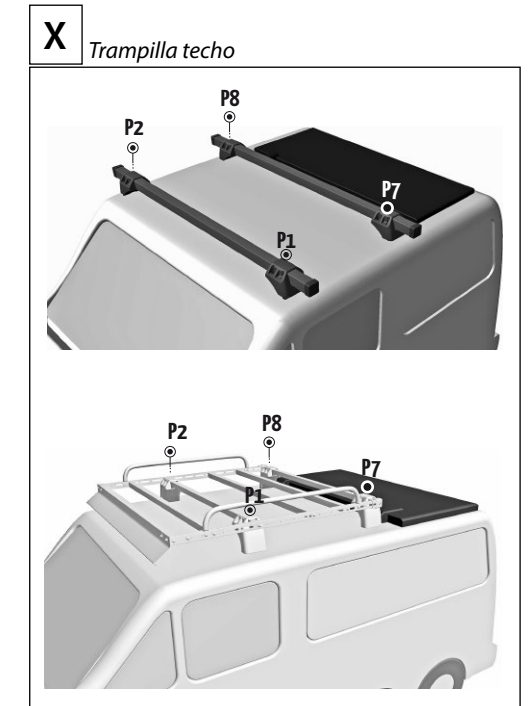
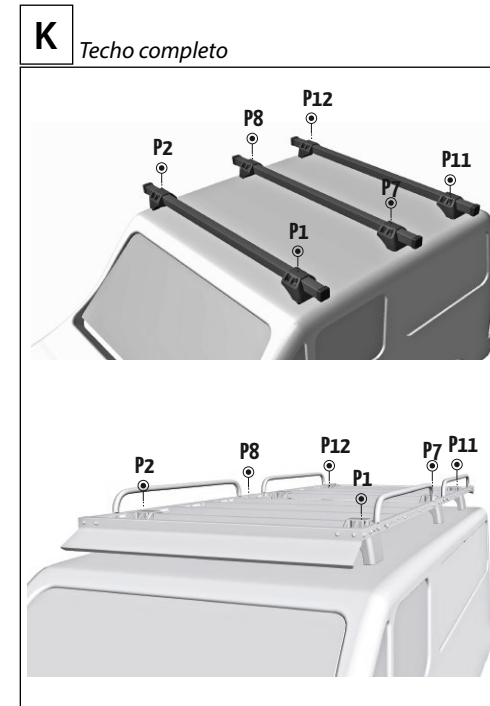
POOL-LINE ACCESORIOS, S.L.
C. Esqueis, 19. P. I. Can Barri
08415- Bigues i Riells. Barcelona (España)
www.pool-line.net

Nº HOMOLOGACIÓN: **E9** 26R-03.1043



121041

Rv: 04/2024



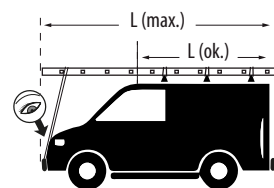
	L*	H**			P1	P2	P3	P4	P5	P6	P7	P8	P9	P10	P11	P12
FIAT																
DOBLO II	L1	H1	10-	800005	212+1A	211+2A					202+1B	202+1B			227+1B	227+1B
DOBLO II	L2	H1	10-	800005	212+1A	211+2A					202+1B	202+1B			227+1B	227+1B
DOBLO II (con trampilla)	L1	H1	10-	800005	212+1A	211+2A					202+1B	202+1B				
OPEL																
COMBO D	L1	H1	12-	800005	212+1A	211+2A					202+1B	202+1B			227+1B	227+1B
COMBO D	L2	H1	12-	800005	212+1A	211+2A					202+1B	202+1B			227+1B	227+1B
COMBO D (con trampilla)	L1	H1	12-	800005	212+1A	211+2A					202+1B	202+1B				



Limpieza pre-instalación



Pre-installation cleaning



Revisar par de apriete



Check torque

